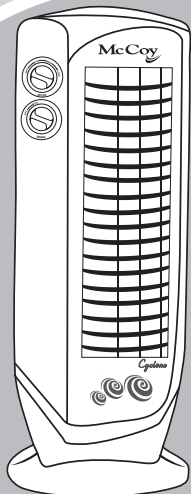


McCoy

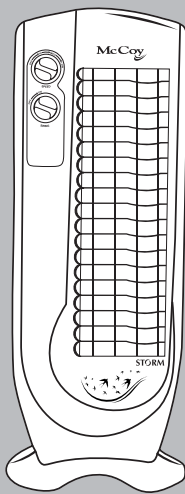
A Promise of Happiness

USE & CARE MANUAL
CUM WARRANTY CARD

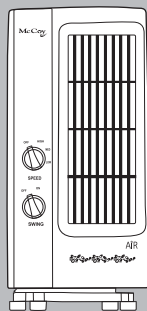
TOWER FANS



Cyclone



STORM



AIR

Please read the instruction manual carefully before use and request to keep it safe and handy.



Dear Customer,

Congratulations and welcome you to the World of McCoy. You are now a proud owner of Tower Fan, the most durable, efficient & safe product in the market today and we say this with conviction .

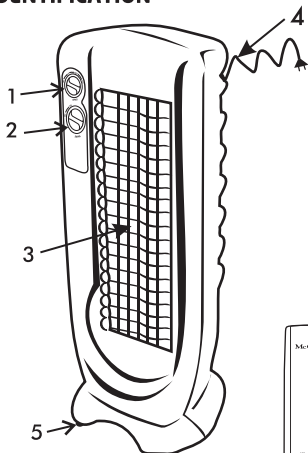
Why ? Because we at McCoy understand your unspoken needs and anxieties so we have designed Tower Fan with the latest technology and packed it in an attractive cabinet with high degree of ease to use . Besides, each Tower Fan is manufactured at INDIA's Largest Integrated manufacturing set up under stringent quality control norms to give you a world class product with years of trouble free cooling and comfortable Service.

This manual will answer all your queries and do away with all your doubts. We've provided a detailed description of our Tower Fan and precise instruction for installation, operation and maintenance. Please read this manual carefully, follow the instructions and we Ensure you'll never have to worry about your Tower Fan .

We promise you Happiness with McCoy Tower Fan.

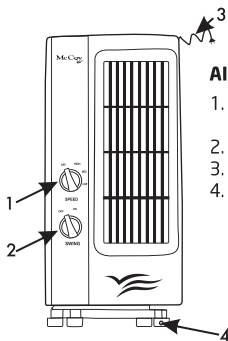
Please register your product on our mobile app.

PART IDENTIFICATION



STORM / CYCLONE

1. POWER ON/OFF & SPEED CONTROL
2. SWING CONTROL
3. OSCILLATING LOUVERS
4. MAINS CORD
5. RUBBER LEG



AIR

1. POWER ON/OFF & SPEED CONTROL
2. SWING CONTROL
3. MAINS CORD
4. RUBBER LEG

TECHNICAL SPECIFICATIONS

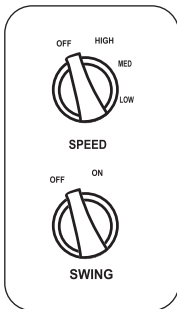
MODEL	STORM	CYCLONE	AIR
VOLTAGE	230V - 50Hz	230V - 50Hz	230V - 50Hz
POWER	150W	150W	70W
AIR DELIVERY	2500 m ³ /hr	2500 m ³ /hr	500 m ³ /hr
SWING	YES	YES	YES
OSCILLATION	-	-	Oscillating TF
SPEED	3	3	3

Note : Due to continuous research and development, the design and specifications are subject to change without prior notice

INSTALLATION

Take out your tower fan from carton, remove all protective covers. Place the tower fan on a leveled floor and make sure that the tower fan has a clearance from any obstruction from all sides.

OPERATION



Speed:

The Unit will start by turning on the Speed Knob. Change the speed knob to High-Medium - Low depending on your level of comfort.

Swing:

Rotate the swing Knob to SWING position will automatically moves the vertical louvers from left to right. Turn off the Knob to fix the air flow in a particular direction. The louvers position can be set manually.

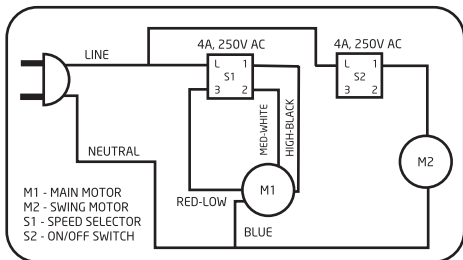
APPLICATIONS

McCoy Tower Fan has been designed such that it can be moved from room to room, So that you can enjoy the comfort, where you need it most-Living rooms, dining rooms, kitchen, lawn, it can also be used in Hotel, Restaurants, Shops, Offices Residences.

SAFETY PRECAUTIONS

- Do not move the unit is in operation.
- Always disconnect the power cord before moving unit.
- Do not wipe the body with corrosive chemicals, scrubbing power or Thinner, as it will damage the product.
- Do not keep any load on top of the Tower Fan.

WIRING DIAGRAMS



For Models: Strom/Cyclone/Air

TROUBLE SHOOTING

PROBLEM	CAUSE	SOLUTION
1. No discharge of air	Cord is not plugged 'IN'	Make sure power cord is plugged 'IN' and the supply switch is 'ON' & power should be there.
	Power is not turned 'ON'	Try to turn the unit 'ON' by speed knob.
	Loose contact at socket	Rectify faulty wiring
	Motor malfunction	Call customer care
2. Shock on product	Device malfunction	Call customer care
3. Louvers not working	Horizontal or vertical louvers not functioning	Switch ON the 'SWING' function through control panel
	Swing motor not working	Call customer care
4. Rotten smell	Electrical motor issue	Switch off the unit and call customer care

WARRANTY

The McCoy Tower Fan comes with 1 year warranty, commencing from the date of purchase on your Tower Fan. This Warranty card should be retained and produced, when your product requires service under the terms of warranty.

Terms & Conditions:

1. Within 12 months from the date of purchase any replacement for the component(s) found to be defective material will be made and repairs executed free of charge by the company. Parts repaired or replaced are under warranty through the remainder of the original warranty period only.
2. Only the Company or the Authorized service Agents/Dealer can service repair or attend to the above product.
3. This warranty does not cover any form of damage resulting from accident. Misuse, application of incorrect voltage or any use contrary to the operation instructions supplied with the product.
4. The Company will not be responsible for any damage arising due to unauthorized modification or alterations of any nature made to the product.
5. The Company is will not be responsible for any damages incurred during transit of the product.
6. This warranty is not valid if the serial no. of the product has been deleted, defaced or altered.
7. This warranty does not cover the cost of transportation to the place of installation by the service center.
8. This warranty shall be confirmed to the first purchaser of the product only.

Force majeure: The company is not to be held liable in any manner for the services of the said product on account of strikes, lock-outs, major labour problems, non-availability of essential raw materials, government regulations, civil commotion, riots and acts of God.

Jurisdiction : For all the disputes/differences arising out of these presents, the courts of Mumbai alone shall have jurisdiction.



Bill No. _____

Date _____

Name of the Purchaser. _____


Address _____

Phone No. _____

Name & Address of the Dealer with Stamp

Signature of Dealer

Customer Care: 022 28530234/35/36/37
Email: customer@mc coyindia.in
Whatsapp Helpline: 8291270276

 Toll Free No.: 1800 22 0276

This warranty is not valid if above information is not duly filled in.



Marketed by:

CANBARA INDUSTRIES PVT. LTD.

SSAS Complex, Lekhraj Devraj Industrial Estate,
Kherani Road, Sakinaka, Andheri (E), Mumbai - 400 072, INDIA.

Follow us @ McCoy Appliances



www.mccoyindia.in