

McCoy

A Promise of Happiness

Instruction Manual cum Warranty Card
Mixer Grinder

GIANT



JUMBO



Dear Customer,

At the outset, thanks for the trust & faith kept in McCoy brand of mixer grinders.

The mixer grinder is made with utmost care & keeping the best quality standards.

We wish you trouble free operations and would request you to read the instruction manual completely and abide by the same.

Please ensure that the warrantee card is filled in completely, signed & stamp/seal at the place of purchase.

In case of any suggestions / problems, please call our customer care service centre or our call centre for assistance or you can email us too.

Bringing you the best of the best is truly, what drives us day after day!

Thanks once again!

Canbara Industries Pvt. Ltd.

*Thank
You*

* धन्यवाद !!

○ നന്ദി !!

▪ நன்றி !!

• ధన్యవాదాల !!

* धन्यवाद !!



○ బాధ్యత !!

▪ धन्यवाद !!

• આભાર !!

○ Merci !!

TECHNICAL SPECIFICATIONS :

	GIANT 	JUMBO 
Model	Giant	Jumbo
Voltage	230V ~ 50Hz	230V ~ 50Hz
Power Consumption	1200W	1200W
Insulation	Class F	Class F
Rating	Ordinary total rated On time 30 minutes (max) Continuous ON for 5 minutes (max) and OFF for 2 minutes (min)	Ordinary total rated On time 30 minutes (max) Continuous ON for 5 minutes (max) and OFF for 2 minutes (min)
Motor	1200W high power motor No load speed 26,000 rpm (approx.) With load speed 12,500 rpm (approx.)	1200W high power motor No load speed 26,000 rpm (approx.) With load speed 12,500 rpm (approx.)
Material of body	ABS	ABS
Speed Controls	6 - Speed control + separate pulse switch	6 - Speed control + separate pulse switch
Flex Cord	PVC Insulated 3 core 3 pin	PVC Insulated 3 core 3 pin
JARS		
PC Jar	2 Litres	2 Litres
Dry Jar	2.5 Litres	×
Chutney Jar	1.5 Litres	×

Jars & Blade Description:



2.0 Litre Jar
PC Liquidizer Jar



2.5 Litre Jar
Dry Grinding / Wet Grinding

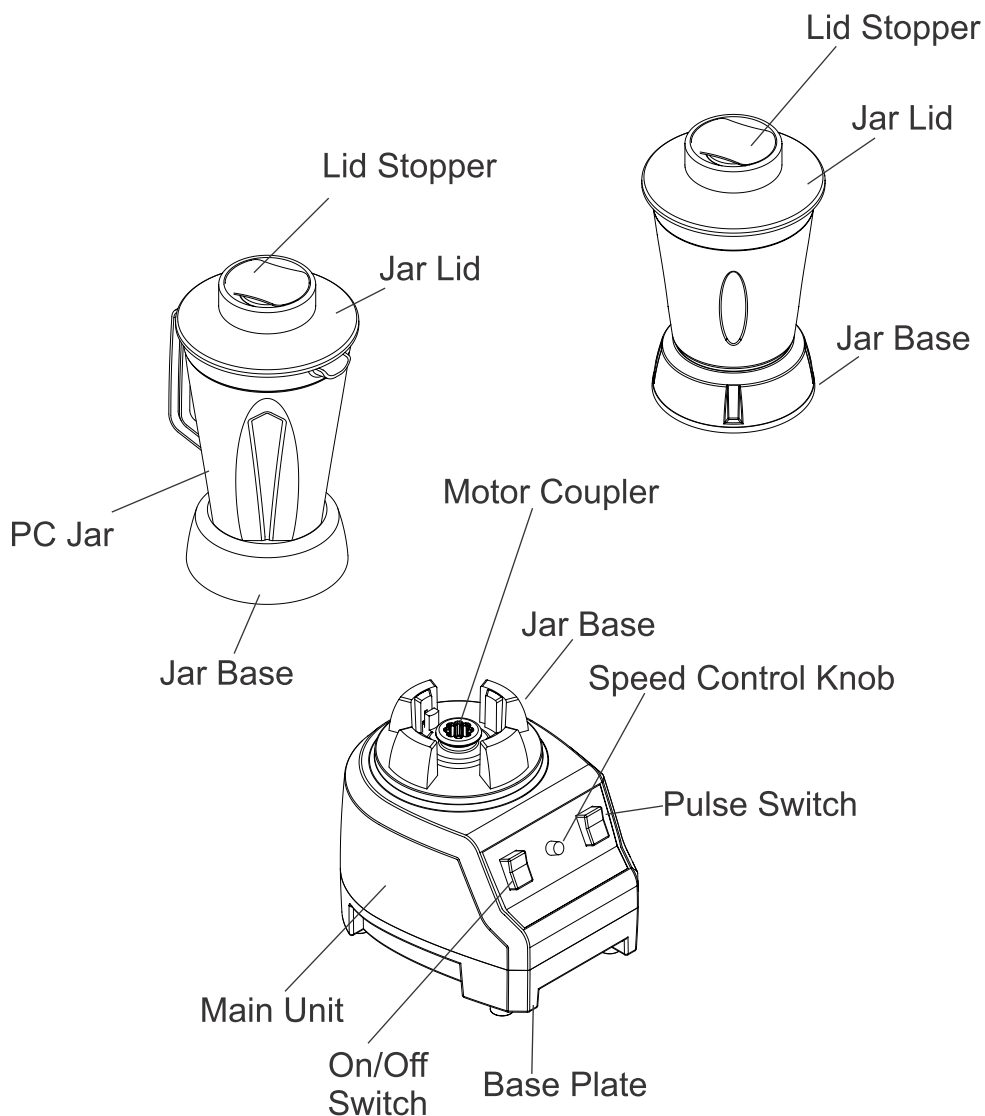


1.5 Litre Jar
Chutney Jar

Features of your Giant/Jumbo:

- 6 Different speeds for variable functions
- 1.5 HP power motor
- Wide and heavy duty blades as compared to other blades.
- Specially designed coupler for added strength.
- Extra jars available
- Prompt customer support.

Know Your Jumbo / Giant





Grinding Instructions:

Chutney: (Any type of chutney)

1. Use incher 6-9 times to powder all the dry ingredients first
2. Then add water and grind. Start with the lowest speed and gradually increase as per requirement.

Dry Grinding:

For grinding dry Masalas & Cereals

1. Ensure that the jar and lid are dry.
2. Start grinding at speed 2 and gradually increase the speed.
3. For finer grinding, wait for some time and then increase the speed.

Wet Grinding:

For batter (Idli, Dosa, other south Indian Batter)

1. Soak the ingredients as required.
2. Drain the water used for soaking.
3. Add water while grinding (Don't add too much water at once).
4. Start grinding at a speed of 2 and gradually increase the speed as required.
5. Stop and use the stirrer occasionally, to remove food stuck on the edges.
6. If the quantity is more, grind in 2 batches for efficient grinding.
7. Do not let the batter heat up.

How to clean the Mixer body:

1. Clean the body with a damp cloth and wipe it dry.
2. Do not use harsh soap or water for cleaning.

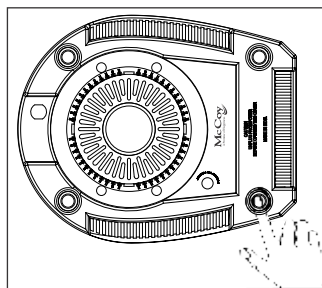
How to clean the Jars:

1. Fill the jar with half a litre of water with any mild cleaning powder.
2. Run the Mixie on the lowest speed for 20 seconds.
3. Store the jars in inverted position to allow water to drain off

Overload Protector:

The McCoy- Jumbo / Giant is fitted with a heavy duty universal motor using a winding wire that can withstand extremes of temperatures. Therefore the chances of motor failure are extremely rare. It is however possible that the Mixer Grinder's motor may get overloaded when you attempt to grind quantities in excess.

The motor of the Giant/Jumbo Mixer Grinder is protected by a resetting type Over Load Protector. (OLP) In case of overloading, the OLP disconnects the power supply to the motor. In such an eventuality, switch off the supply. Remove the excess load or add water to the ingredients, if the recipe so permits. Wait for a few minutes. Reset the OLP located below the base plate and restart the mixer.






Before you operate

1. Rotate the motor shaft by hand to ensure that it turns freely.
2. Before fixing the attachments to the basis unit rotate the coupler by hand to make sure that it turns freely.
3. Mount the jars on the unit, only after you feed the ingredients.
4. Secure the dome with locking device before running the mixer.
5. Do not operate the mixer unless the attachments are locked into position.
6. Do not burden motor with loads heavier than what is recommended.

Note : Lid of the jars must be held by hand during the operation.

Do's & Dont's for your McCoy

- * Clean the jar immediately after every use. for thorough cleaning, pour a cup of luke warm water into the jar and operate the mixer for 10 seconds.
- * Wash lid and gasket after every use.
- * Do not expose the mixer to heat or direct sunlight.
- * Do not run the mixer when the blade appears to be jammed / struck / fixed that it doesn't rotate freely.
- * Do not let the motor housing / power cord get in contact with water or any other liquid to clean, wipe using damp cloth.
- * Do not use the mixer on low voltage or during voltage fluctuations.
- * Do not clean the mixer by holding it directly under running water from a tap, or by immersing it under water as it may damage the motor any other electrical components in it.
- * Do not tilt or drop the mixer as it will lead to motor failure.

- 
- * Never load the mixer with ingredients beyond the recommended maximum level.
 - * Your mixer jar cannot substitute a storage container, so avoid storing food in the jar.
 - * Do not attempt to mount or remove the jar while the motor is running.
 - * Do not run the appliance without assembling the jar unit.
 - * Do not run the appliance with the jar empty.
 - * Do not operate the appliance if it malfunctions, or it is damaged in any manner.
 - * Ensure that the correct blades are assembled on to the correct jar.
 - * The chutney blade is fixed permanently, do not attempt to remove this blade.
 - * Do not use any other attachments of other appliances with this mixer, as it may cause hazards.
 - * Handle the blades carefully, as they are sharp.
 - * Always unplug the machine from the mains outlet when not in use and while cleaning.
 - * Do not leave it unattended while in operation.
 - * Keep the mixer away from hot gas burner or electric hot place.
 - * Do not remove the jar or lid while the motor is running.
 - * For long time of motor, run the mixer for shorter durations, pause for 3 minutes and then resume grinding instead of grinding at a stretch.
 - * Never lay any thin plastic sheet or cloth under the mixer as it may get shocked up and block the ventilation holes.
 - * Do not let children to operate the mixer.
 - * Do not operate with a damaged cord or plug. if the mixer has been dropped or has malfunctioned, take it to the authorised service centre for examination and repair.
 - * Do not use the mixer grinder for other intended use.

Terms & Conditions :

This warranty is extended covering manufacturing defects and/ or defects in workmanship • Warranty subject to 6 months from the date of purchase • Warranty is valid only to the first purchaser • Any such defects will be attended by service/ repair and/or replacement of the defective part alone • The product should be service/repaired only by recommended McCoy authorized service centres • The bill and warranty card needs to be produced along with the product for service/repair • The warranty card has to carry the dealer stamp and be duly filled up • The transactions are subject to high court jurisdiction Mumbai • This warranty is subject to serial number verifications.

This warranty is not valid in any of the following cases :

If the mixer is not used in accordance with instructions given in the operating instructions.

If the electrical power supply voltages are not within the stipulated norms, i.e. 198 V to 242 V.

If any repair work is carried out by any person other than the authorized McCoy Service centre.

If the serial number of the mixer is deleted, or altered or the warranty card is in any way altered or defaced.

If warranty card is not completed immediately after the purchase.

If the dealer's endorsement on the warranty card is missing.

Defects are caused by improper or reckless use. modifications of any nature are made in the mixer grinder.

If the mixer grinder is used in abnormal conditions.

Consequential loss or damage arising from using the product.

Fault caused by deliberate and/or negligent use or not accordance of the instructions given in the instructions manual.

WARRANTY CARD



Giant

Jumbo

Bill No. _____

Date _____

Name of the Purchaser _____

Address _____

Phone No. _____

Product Sl. No. _____


Toll Free No. 1800 22 0276

Marketed by :

CANBARA INDUSTRIES PVT. LTD.

SASS Complex, Lekhraj Devraj Indl. Estate, Kherani Road,
Sakinaka, Andheri (E), Mumbai - 400 072.

For any queries or complaints, please contact:

 Customer Care Tel No.: 022 28530234 /35/36/37

 customercare@mccoyindia.in

 Whatsapp Helpline : 8291270276
www.mccoyindia.in

McCoy
A Promise of Happiness 

Dealer's Stamp Signature

McCoy

A Promise of Happiness 

www.mccoyindia.in

Follow us @McCoy Appliances



Also available on



Disclaimer: Due to continuous development the features & Specification may change without prior notice.